

March 7, 2024

Board Meeting

Information

Zoom address: <https://us06web.zoom.us/j/86294590120>

Call-in Number: (669) 900-9128 or (720) 707-2699

Meeting ID: 862 9459 0120

**WALKER RIVER IRRIGATION DISTRICT
BOARD OF DIRECTORS REGULAR MEETING
YERINGTON, NEVADA**

**March 7, 2024
Thursday 10:00 A.M.**

**NOTICE OF MEETING
of the Board of Directors of Walker River Irrigation District**

The Board of Directors of the Walker River Irrigation District will conduct a public meeting on Thursday, March 7, 2024, beginning at 10:00 A.M. in the Board meeting room at 410 N. Main Street, Yerington, Nevada.

THIS MEETING WILL BE HELD IN PERSON AND HOSTED VIA ZOOM.

The public may attend in person and provide public comment and also comment on Agenda items by emailing comments to jessica@wrid.us. Comments received by email prior to 4:00 P.M. on March 6, 2024, will be entered into the record. Comments may also be submitted during the meeting and by participating in the Joint Zoom Meeting using the information below.

The District appreciates the public's patience and understanding during this difficult and challenging time.

Join Zoom Meeting

<https://us06web.zoom.us/j/86294590120>

Meeting ID: 862 9459 0120

One tap mobile

+13462487799,,86294590120# US (Houston)
+16694449171,,86294590120# US

Dial by your location

- +1 346 248 7799 US (Houston)
 - +1 669 444 9171 US
 - +1 719 359 4580 US
- +1 720 707 2699 US (Denver)
 - +1 253 205 0468 US
- +1 253 215 8782 US (Tacoma)
 - +1 646 931 3860 US
 - +1 689 278 1000 US

- +1 301 715 8592 US (Washington DC)
 - +1 305 224 1968 US
 - +1 309 205 3325 US
- +1 312 626 6799 US (Chicago)
 - +1 360 209 5623 US
 - +1 386 347 5053 US
 - +1 507 473 4847 US
 - +1 564 217 2000 US
- +1 646 558 8656 US (New York)

Meeting ID: 862 9459 0120

Find your local number: <https://us06web.zoom.us/j/kcF6h8w4Az>

NOTICE

Agenda items may be taken out of order.

The Board may remove or delay discussion relating to an agenda item at any time.

The Board may combine two or more agenda items for consideration.

The meeting may be continued as deemed necessary.

Requests for supporting material provided to members of the Board, if any, can be provided electronically by a request to jessica@wrid.us. Such supporting material, if any, will be posted on the Walker River Irrigation District website.

OFFICIAL AGENDA

Action may be taken only on those items denoted “**For possible action.**”

1. Public Comment

Any member of the public may address and ask questions of the Board relating to any matter within the Board’s jurisdiction. Public comments need not be related to any item on the Agenda. Action will not be taken on any matter raised by the public until the matter is specifically included on an agenda as an item upon which action will be taken.

2. Roll Call and Determination of Quorum

3. Consideration of Minutes of February 7, 2024, Regular meeting. **(For possible action)**

4. **Time Specific 10:05 AM:** Recess as Board of Directors and convene as Board of Corrections for corrections of assessments pursuant to NRS 539.680. **(For possible action)**
5. Adjourn as Board of Corrections and reconvene as Board of Directors.
6. SNOWPACs team research presentation on the hydrologic and economic impacts of climate change in the Walker River Basin & Western US.
7. Presentation and Consideration of FY 2022-2023 Audit Report by Sciarani & Co. **(For possible action)**
8. Water Master's report
9. Staff Reports including, but not limited to, those items listed:
 - A. Treasurer's Report
 - B. Consideration of Bills and Payroll for payment. **(For possible action)**
 - C. Manager's Report
 - D. Legal Counsel's Report
 - E. Storage Water Leasing Program Update
10. Update from the Division of Water Resources regarding groundwater pumping and upcoming fieldwork schedules.
11. Update by Walker Basin Conservancy on activities related to the Walker Basin Restoration Program, including Acquisitions and Conservation and Stewardship Activities.
12. Presentation and discussion by Tim Bardsley with NOAA regarding the current year weather and water outlook for 2024 irrigation season.
13. Discussion and consideration of storage water allocation for the 2024 irrigation season. **(For possible action)**
14. Discussion and determination of the season for delivery of storage water in 2024 as provided in Section 9.3 of District Regulation No. 9. **(For possible action)**
15. Discussion and determination of the last date to allow irrigation season changes in place of use of storage water from reservoir to reservoir as provided in and required by Section 6.1 of District Regulation No. 6. **(For possible action)**
16. Consideration for making available and delivering well water for the District Well under Nevada State Engineer Permit No. 25813, Certificate No. 8861 to lands within the District beginning April 1, 2024. **(For possible action)**

[Past practices have been as follows: (1) Applications accepted throughout the irrigation season; (2) District Staff draws names of applicants; (3) Payment must be received before water is credited to storage account; (4) Any owner of property within the District with appurtenant surface water rights may purchase .25 acre feet of water for each acre of water right land, with a maximum purchase of 25 acre feet per entity, per season; (5) Water is served based upon the order in which names are drawn (first drawn, first served); (6) If water remains after all applicants are served, water in excess of 25 acre feet per entity, per season can be available; and (7) availability and delivery of such water is subject to the operating constraints of the Walker River system as the irrigation season progresses.]

17. Director Comments

18. Public Comment

Any member of the public may address and ask questions of the Board relating to any matter within the Board's jurisdiction. Public comments need not be related to any item on the Agenda. Action will not be taken on any matter raised by the public until the matter is specifically included on an agenda as an item upon which action will be taken.

19. Adjournment

**WALKER RIVER IRRIGATION DISTRICT
BOARD OF DIRECTORS**

Notice is hereby given that on March 7, 2024, the Board of Directors of the Walker River Irrigation District will conduct a meeting. The meeting will commence at 10:00 A.M. at the Walker River Irrigation District Office at 410 N. Main Street, Yerington, Nevada. The Official Agenda for that meeting is attached hereto and made a part of this Notice.

Date: February 29, 2024

ROBERT C. BRYAN
Manager

I, Robert C. Bryan, WRID Manager, do hereby certify that the foregoing Agenda was duly posted on February 29, 2024, at the following locations:

Walker River Irrigation District Office, 410 N. Main Street, Yerington, Nevada
Lyon County Courthouse, Main Street, Yerington, Nevada
U.S. Post Office Bulletin Board, Main Street, Yerington, Nevada
U.S. Post Office Bulletin Board, Highway 208, Smith, Nevada
U.S. Post Office Bulletin Board, Highway 208, Wellington, Nevada
Walker River Irrigation District's website (<http://www.wrid.us>)
The Nevada Public Notice website pursuant to NRS 232.2175 (<https://notice.nv.gov>)


ROBERT C. BRYAN
Manager

A meeting of the Walker River Irrigation District (WRID) Board of Directors was held on February 7, 2024. The meeting was called to order at 10:00 AM at the District Board Room, 410 N. Main St, Yerington, Nevada by President SNYDER.

Present:

Jim SNYDER	President
Marcus MASINI	Vice President
Richard NUTI	Treasurer
David GIORGI	Director
Dennis ACCIARI	Director
Gordon DePAOLI	Legal Counsel, via Zoom
Robert BRYAN	General Manager
Jessica HALTERMAN	Secretary
Sandy NEVILLE	Water Rights Specialist

Public Present:

Joanne Sarkisian, USBWC	Kat Dow, WBC	Carlie Henneman, WBC
Ed Ryan, MV/SVCD	Taylor Allison, LCEM	

Present on Zoom:

David Hockaday, LCBOCC	Emily Fox, Mono County	Wes Walker, MBK
------------------------	------------------------	-----------------

1. Public Comment

None presented.

2. Roll Call

All 5 directors were present.

3. Consideration of Minutes of the January 8, 2024 Regular Meeting

Director GIORGI made a motion to approve the minutes; Treasurer NUTI offered a second. The vote was called for and passed.

4. Presentation and consideration of FY 2022-2023 Audit Report by Sciarani & Co.

Jim SCIARANI from Sciarani & Co. presented the FY23 Financial Audit. Highlights included:

- Graphs showed that the cash decreased but not as significantly as last year.
- Page 10 shows positive cash. Those funds that have negative cash will be on Page 11 and the negative cash is listed as Due to Other Funds. There is approximately \$307,000 in negative cash.
- Page 13 shows that the losses were substantially less than last year.
- The Net Pension Liability increased almost double due to the PERS deficit increasing.
- The interfund revenue increased almost \$100,000.
- Pages 14-15 show the Cash Flow Statement which takes 5-6 hours to complete. There may be some numbers that need to be fixed.

- Page 41 shows the internal control testing. If there are any weaknesses found, they are required to report it. The lack of segregation of duties is an inherent weakness. Having the Board approve the bills and having dual signers on checks strengthens that weakness. The cash reconciliation discrepancy was a significant weakness. Jessica worked with the auditors to find where the discrepancy was and rectified it with a software programming fix. It is recommended to review all reports monthly to avoid getting too far into a problem. There will be a finding on grant reporting but it has not been written yet.
- General Fund- the expenses exceeded the revenues by approximately \$137,000.
- Reservoir Fund- took a hit because of the flood mitigation expenses. The costs have been submitted to FEMA, but there is no guarantee to get reimbursed. No receivable was booked because the reimbursement must be reasonably expected.
- Equipment Fund- had a profit of \$28,000.
- Saroni Fund- had a profit of \$167,000 because of the additional assessments.
- Overall, it would have been a decent year if it were not for the flood mitigation expenses.
- Other notes: The internal control testing began in June. A lot of things transpired and the audit was postponed until mid-October. In August 2021, the industry came out with new guidelines on independence and auditors must be careful on how much bookkeeping they do. In this draft report, 95% of the numbers are good. On Page 38, the grants are shown and somehow this year the grant revenues exceeded the expenses. Research was done starting in 2020 and forward, and after spending multiple hours trying to figure out the problem, Jim contacted Jessica to look into the problem. Jessica will be rectifying the problem within a week or two. There was a new accounting software this year that had a learning curve and some programming bugs that needed to be figured out. The cash reconciliation was off by approximately \$81,000. There was a transferring account where the bulk of the money was sitting that was supposed to be recorded in the cash accounts. A management letter was provided in an attempt to improve the proficiency of the audit. If the District wants to seek another auditing firm to complete future audits, Jim is on board as this year the employee costs were above what they can charge the District.

GM BRYAN stated the agenda item will be brought back in March for possible action.

5. Water Master's Report

Joanne SARKISIAN reported Bridgeport was at 35,620 acre-feet (84%) and Topaz was at 48,030 acre-feet (80%). The current release from Bridgeport is 120 cfs and Topaz is 13 cfs. The February streamflow is at 46% of median and that is the number Joanne will use for planning. Joanne reported there is still stock water being delivered and orders for March 1st are due to the Ditch Rider by 11 a.m. on February 28th.

6. Staff Reports:

A. Treasurer's Report

Treasurer NUTI reported as of January 31, 2024:

Cash in Checking	\$ 82,429.73
Cash in Money Market	\$ 662,998.50
Cash in CDs	\$ 757,568.24
Total	\$1,502,996.47

B. Consideration of Bills and Payroll for payment

**Walker River Irrigation District
January 2024 Bills & Payroll**

Payee	Check No.	Trans. Date	Amount
CA State Water Resources	300061	01/05/2024	\$ 28,990.00
California Dept. of Fish and PrimePay	300062	01/05/2024	\$ 850.00
Spectrum Business	300063	01/05/2024	\$ 172.00
AT&T	300064	01/05/2024	\$ 232.50
Associated Concrete	300065	01/05/2024	\$ 81.33
Cal Poly Corporation / ITRC	100756	01/08/2024	\$ 2,724.70
White Cap Construction	100757	01/08/2024	\$ 97,277.39
Allied Sanitation and Septic	100758	01/08/2024	\$ 17,418.50
Ameritas Life Insurance Corp	100761	01/11/2024	\$ 125.00
City of Yerington	100762	01/11/2024	\$ 1,086.70
JASON MILLIGAN	100763	01/11/2024	\$ 90.80
Jim Menesini Petroleum	100764	01/11/2024	\$ 2,400.00
John Deere Credit	100765	01/11/2024	\$ 351.04
Lyon County Recorder	100766	01/11/2024	\$ 178.57
MAMMOTH TIMES	100767	01/11/2024	\$ 17.50
MF Barcellos	100768	01/11/2024	\$ 1,303.75
NEVADA NEWS GROUP	100769	01/11/2024	\$ 2,851.34
NV Energy	100770	01/11/2024	\$ 6,105.00
O'Reilly Automotive, Inc.	100771	01/11/2024	\$ 349.92
Pape' Machinery Exchange	100772	01/11/2024	\$ 26.01
PERS Administrative Fund	100773	01/11/2024	\$ 17,136.00
Petty Cash	100774	01/11/2024	\$ 11,473.54
Pitney Bowes Global	100775	01/11/2024	\$ 700.00
Power Plan	100776	01/11/2024	\$ 213.42
Public Employees' Benefits	100777	01/11/2024	\$ 32,383.93
Purchase Power / Pitney	100778	01/11/2024	\$ 870.23
	100779	01/11/2024	\$ 327.09

PROVISIONAL

SCOTT ROBINSON	100780	01/11/2024	\$	2,400.00
Sierra Office Solutions	100781	01/11/2024	\$	54.32
Southwest Gas Corporation	100782	01/11/2024	\$	730.64
Standard Insurance Company	100783	01/11/2024	\$	321.56
Truckee Tahoe Lumber Co.	100784	01/11/2024	\$	2,713.12
Wells Fargo Card Services	100785	01/11/2024	\$	25,095.60
White Cap Construction	100787	01/11/2024	\$	4,339.15
Woodburn & Wedge	100788	01/11/2024	\$	29,640.00
Wells Fargo Card Services	100789	01/11/2024	\$	673.08
Wells Fargo Card Services	100786	01/11/2024	\$	681.81
Desert Ready Mix	100790	01/25/2024	\$	8,595.34
MBK Engineers	100791	01/25/2024	\$	1,526.50
Nevada Energy Systems, Inc.	100792	01/25/2024	\$	873.38
PDM Steel Service Centers,	100793	01/25/2024	\$	2,272.85
Quill	100794	01/25/2024	\$	192.50
U.S. Geological Survey	100795	01/25/2024	\$	16,683.33
Walker River Mechanical	100796	01/25/2024	\$	6,500.00
Xerox Corporation	100797	01/25/2024	\$	210.66
Xerox Financial Services	100798	01/25/2024	\$	30.22
JASON MILLIGAN	100799	01/30/2024	\$	1,960.00
SCOTT ROBINSON	100800	01/30/2024	\$	1,960.00
Payroll		01/31/2024	\$	44,723.90
EFTPS		01/31/2024	\$	1,263.03
Total Bills & Payroll			\$	379,177.25

Vice President MASINI asked what the bill from Nevada News Group was; Secretary HALTERMAN stated it is the Nevada Appeal and Record Courier for 5 weeks of posting for the Stored Water Leasing Program. Director GIORGI made a motion to approve the bills; Treasurer NUTI offered a second. The vote was called for and passed.

C. Manager's Report

GM BRYAN provided a shortened version of SNOTEL report from NRCS. The report was issued on February 1st, so the numbers are a bit different than today's numbers. The report included the streamflow probabilities from March to August and April to August. GM BRYAN emailed the link for the full report. The basin is currently at 69% of average as of today. The year is comparable to 2009 or 2015 water years. The difference between 2015/16 and now is that the river ran dry in 2015 so everything was dry, this year everything was extremely wet from last year but will be dry this year. The drought monitor has the region listed as abnormally

dry but the upcoming storm pattern could change things. GM BRYAN will attempt to get an update from the weather service at the March meeting.

GM BRYAN reported that Topaz is at 48,000 acre feet (80%) and Bridgeport is at 35,620 acre feet (84%). Since November 1st, Topaz has stored 20,880 acre-feet and Bridgeport has stored 7,860 acre-feet. GM BRYAN has continued to meet with MBK engineers to monitor the reservoir pools and they have been leaving a safe buffer but keeping as much as possible in the pool. The allocation does not look to be a full 100% but GM BRYAN will have all of the information next month and will make sure the engineers are online for questions.

The shop crew has wrapped up the major construction on the Campbell split project. There are some finishing touches that need to be completed, but the structure is fully functional for water. The crew has transitioned to the Colony modernization project. On a side note- GM BRYAN heard from NDOT and the project they had planned for this year between Spence Lane and the intersection at Goldfield has been postponed this year. They are working with contractors and will hopefully continue in 2025.

On January 25th, GM BRYAN spoke on a Mid-Pacific Region Conference panel that discussed the District's maintenance and weed abatement programs. GM BRYAN also talked with other Districts and got some ideas of how they do their maintenance.

Last week, GM BRYAN attended the NWRA conference in Las Vegas. This year there was a lot of discussion about the Supreme Court Order regarding the Lower White River that alludes to conjunctive management. Counsel will be discussing this in the next agenda item. GM BRYAN stated he will try to get a copy of the order for the Board to read.

D. Legal Counsel's Report

Counsel DePAOLI reported that on January 24th, a significant Nevada Supreme Court decision came out on Sullivan vs Lincoln County related to the Lower White River flow system. The decision has ramifications relative to groundwater and surface water on a statewide basis. Counsel is still reviewing the decision and expects to provide a report on their thoughts and was that decision may or may not mean going forward for an area like the Walker River basin where there are river valleys with significant surface water and groundwater use.

E. Storage Water Leasing Program Update

GM BRYAN met with the coordinating agencies on Monday February 5th to review reports on the 2023 program. The calendar has been set and program notices will be mailed next month. The petitions have been submitted to the California State Water Resources Control Board. Once the petitions are approved, there will be a comment period and after that, the permits can be submitted to the Nevada State Engineer.

7. Update from the Division of Water Resources regarding groundwater pumping and upcoming fieldwork schedules.

No representative was present. GM BRYAN stated he had not heard when the spring to spring level meeting would be, but as soon as he hears he will let everyone know.

8. Update by the Walker River Conservancy on activities related to the Walker Basin Restoration Program, including Acquisitions and Conservation and Stewardship Activities.

Carlie HENNEMAN stated the lake is creeping up and is at the highest level since 2012. Last week the Conservancy submitted a list of potential sellers for the Nevada Groundwater Retirement Program. They have enough money to purchase 2-3,000 acre-feet of groundwater, but they had approximately 21,000 acre-feet on the list of interested sellers. They are using that number to leverage federal and other money to purchase more water. Joanne SARKISIAN asked if the list was available; Carlie stated it is confidential.

9. Review and discussion on adoption of a Resolution for WRID to be a cooperating partner for the Lyon County Hazard Mitigation Plan.

Taylor ALLISON thanked the Board for the opportunity to bring the item back. She has worked with the state mitigation officer on the liability and litigation risk concern. Nothing showed that any jurisdiction was held liable for any project or mitigation strategies identified in the plan. If anything, there was concern that states, municipalities or counties were not in compliance with the plan, although they did not find anything relating to political subdivisions. The mitigation strategies are written broadly enough to where all cooperating partners were not tied to specific projects. There is a drainage area study being proposed and that study could identify drainage problems. Even the District's section, Lyon County is the lead partner. Treasurer NUTI stated he scrolled through all of the pages. GM BRYAN stated he and Counsel DePAOLI looked at the plan and there is no extra liability in being a cooperating partner. Secretary HALTERMAN and GM BRYAN have been helping with the plan prior to this version. This version is much more detailed. The plan opens the door to potential funding opportunities as well as working partnerships so that the District is not the only agency involved.

Treasurer NUTI made a motion to approve Resolution 2024-1 to adopt the Lyon County Hazard Mitigation Plan 2023ed.; Director ACCIARI offered a second. The vote was called for and passed.

10. Director Comments

None presented.

11. Public Comment

None presented.

12. Adjournment

Director ACCIARI made a motion to adjourn; Vice President MASINI offered a second. The vote was called for and passed. The meeting adjourned at 10:42 a.m.

Jim Snyder, President

Marcus Masini, Vice President


Richard Nuti, Treasurer

Dennis Acciari, Director

David Giorgi, Director

Hydrologic and Economic Impacts of Climate Change in the Walker River Basin & Western US

PROVISIONAL



Gabrielle Boisramé¹, Beatrice Gordon¹, Rosemary Carroll¹
Bernard Baah-Kumi², Loretta Singletary², Michael Taylor²

¹DRI, Division of Hydrologic Sciences

²University of Nevada, Reno, Dpt. of Economics



University of Nevada, Reno

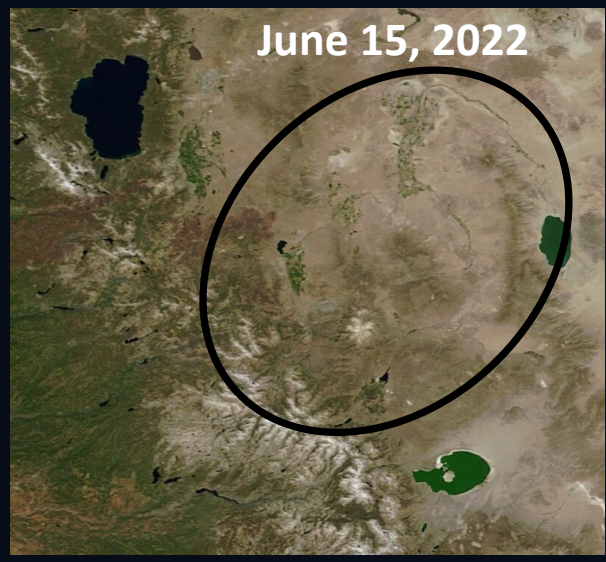
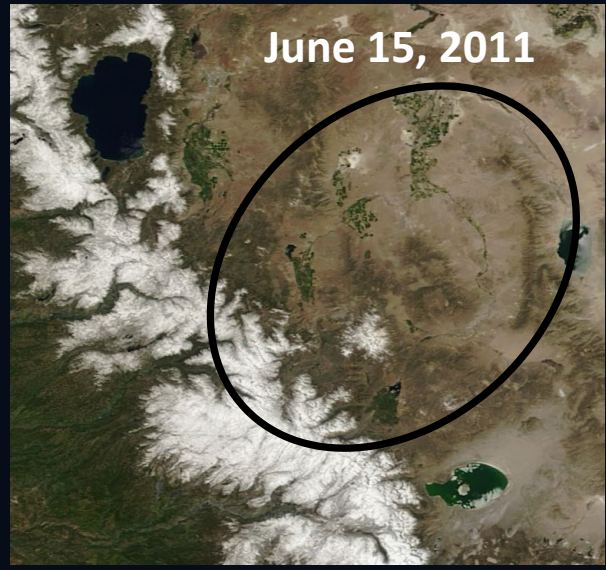


SCIENCE THAT MATTERS NOW.™



PROVISIONAL

Motivation



Images: <https://worldview.earthdata.nasa.gov/>

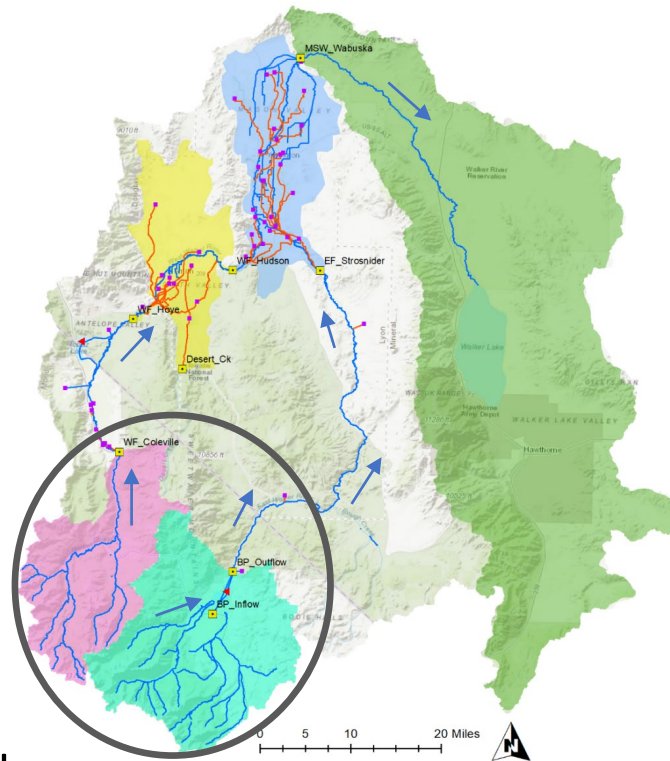
Motivation

- Climate change predicted to...
 - Alter timing of water availability due to reduced snowpack
 - Extend drought lengths
 - Increase plant water demand
- Unknowns:
 - How will climate change affect agricultural irrigation and downstream water needs?
 - What types of adaptation have the greatest chance of success?



Images: <https://worldview.earthdata.nasa.gov/>

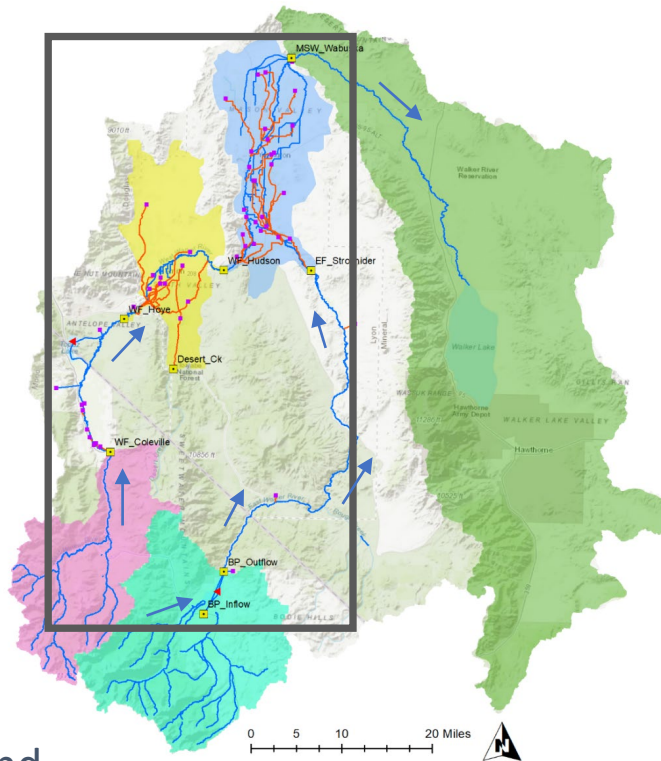
Walker Basin Modeling Components



Headwater Model

- Predicts future snowpack and temperature impacts on inflows to reservoirs.

Walker Basin Modeling Components



Water Allocation Model: MODSIM

- Water shortages due to changes in:
 - Inflows
 - Water Demand
 - Infrastructure
 - Water Rights

Headwater Model

- Predicts future snowpack and temperature impacts on inflows to reservoirs.

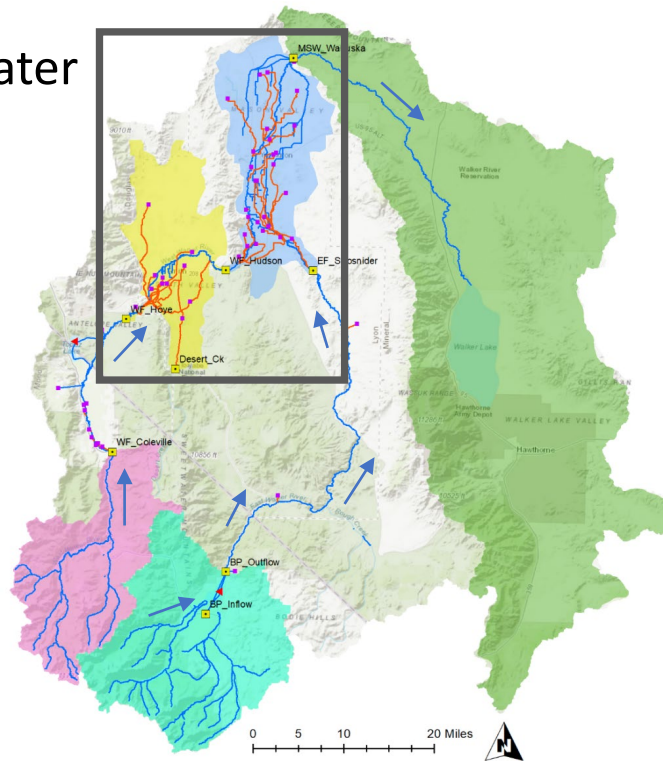
Walker Basin Modeling Components

Groundwater Model:

- Surface-groundwater interactions
- Depth to groundwater

Agricultural Economics

- Optimal irrigated acreage based on water availability
- Incorporates groundwater pumping cost
- Cost-effectiveness of adaptation measures



Headwater Model

- Future snowpack and temperature impacts on inflows to reservoirs.

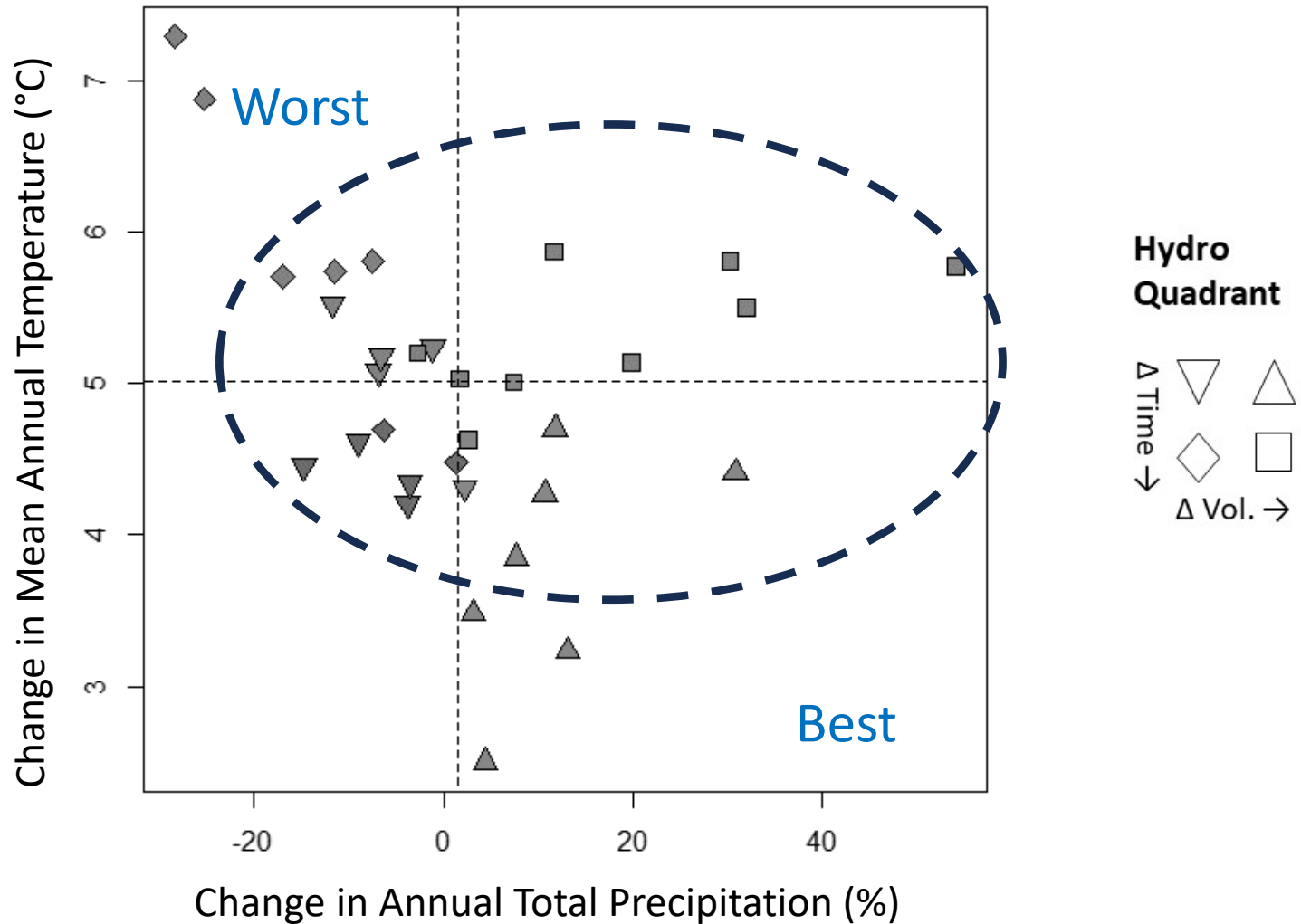
Water Allocation Model: MODSIM

- Water shortages due to changes in:
 - Inflows
 - Water Demand
 - Infrastructure
 - Water Rights



Uncertainty of Future Climate PROVISIONAL

Difference Between Historical Period and 2070-2099 Projections, RCP 8.5



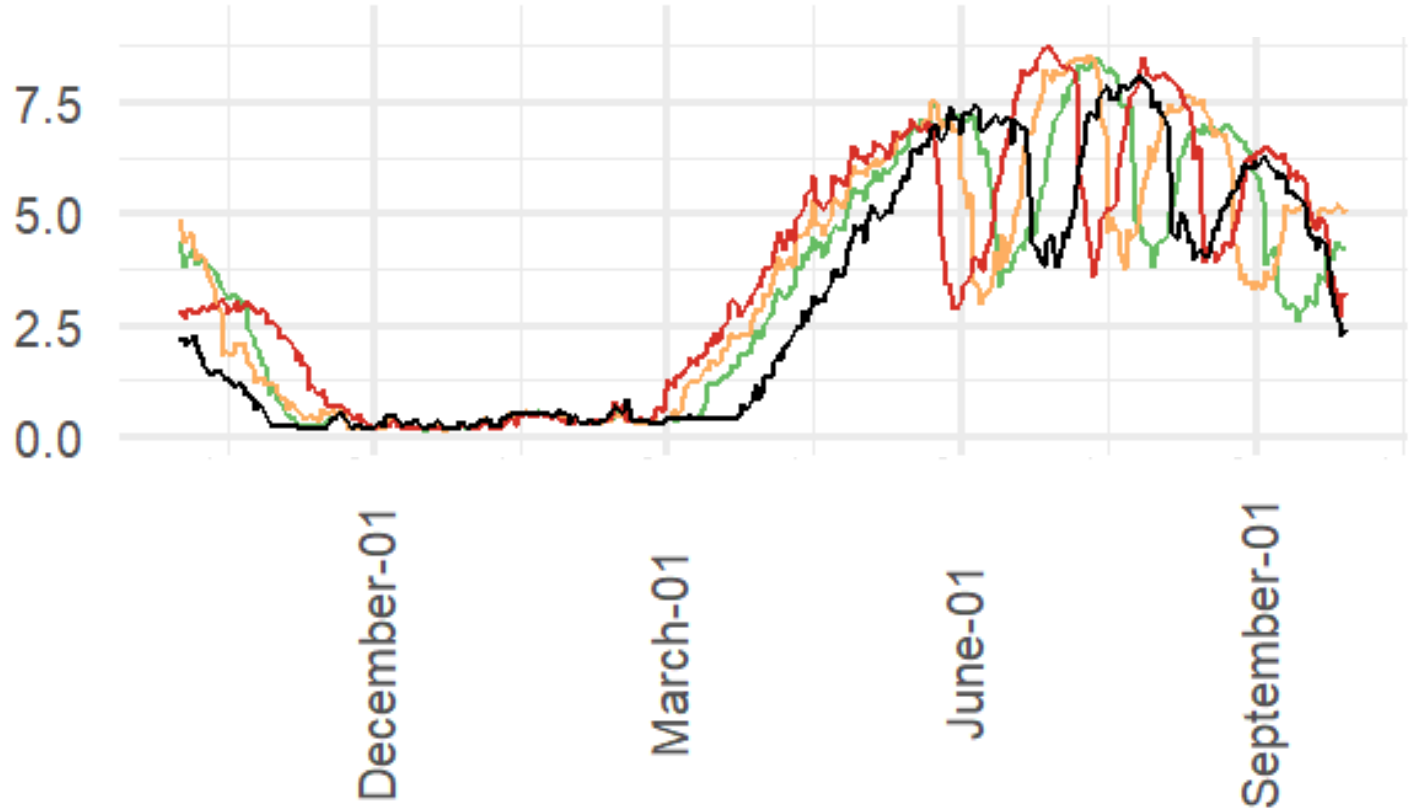
PROVISIONAL

Modeled Water Demand Changes

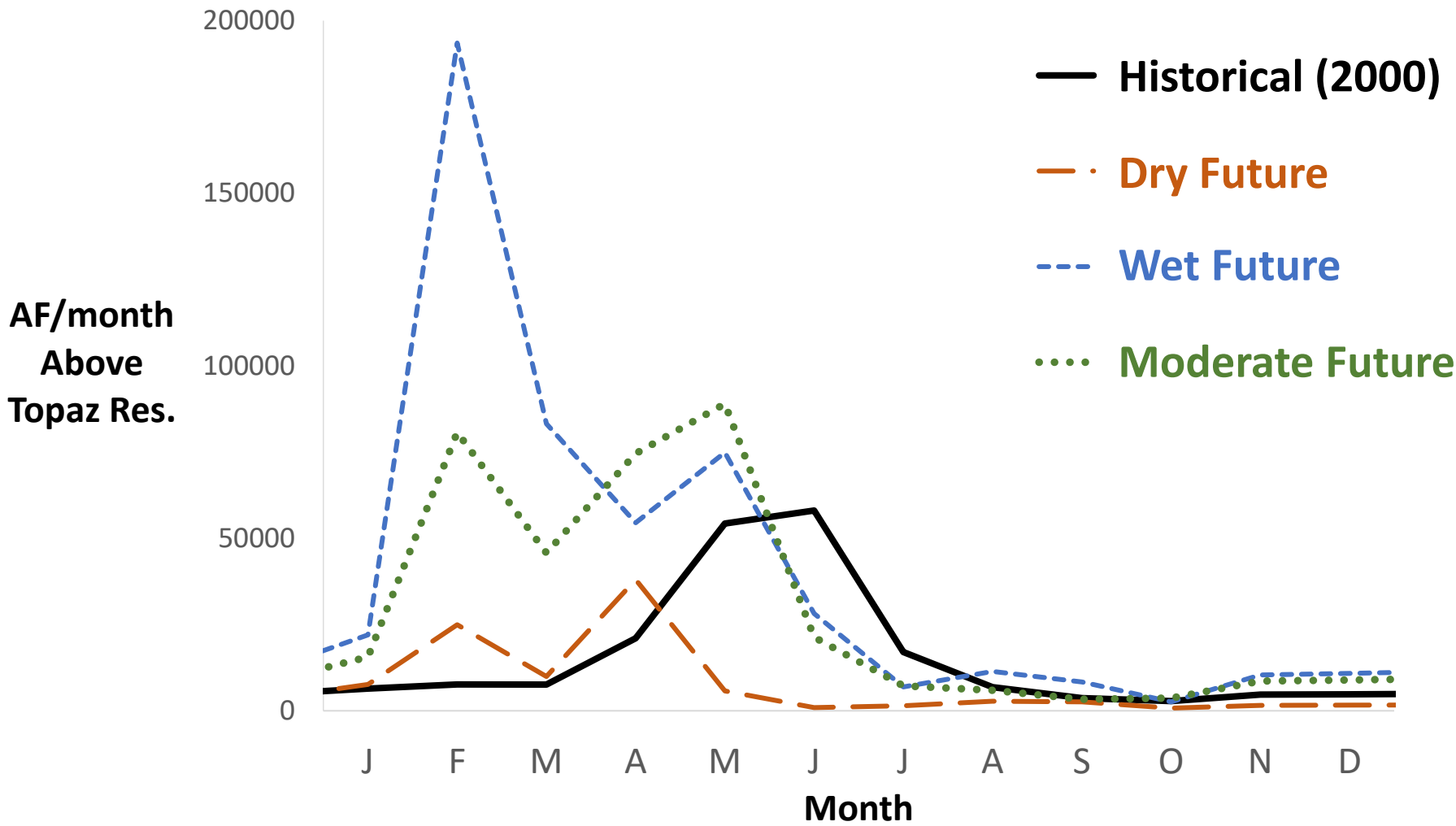
- 2020
- 2050
- 2080
- baseline

Alfalfa Hay

Daily Irrigation Demand (mm/d)



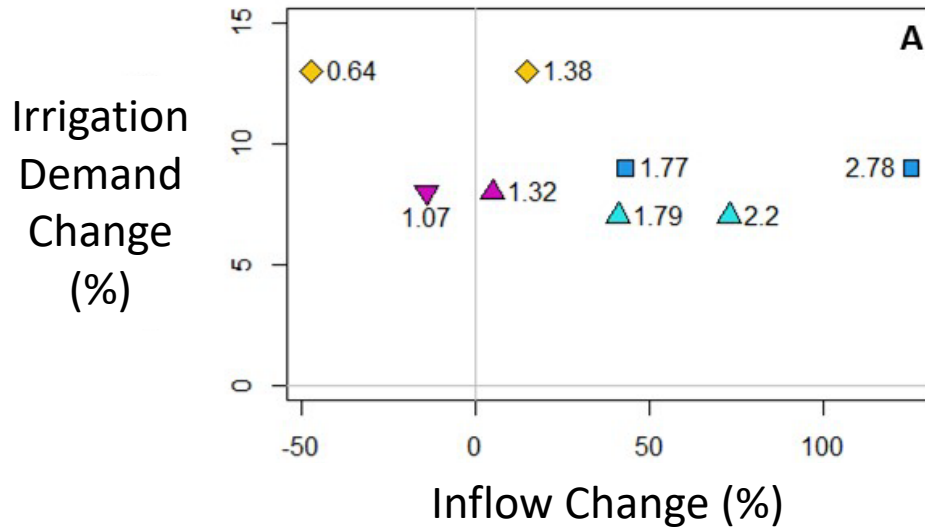
Modeled Streamflow Changes ^{PROVISIONAL}





Uncertainty of Impacts

PROVISIONAL



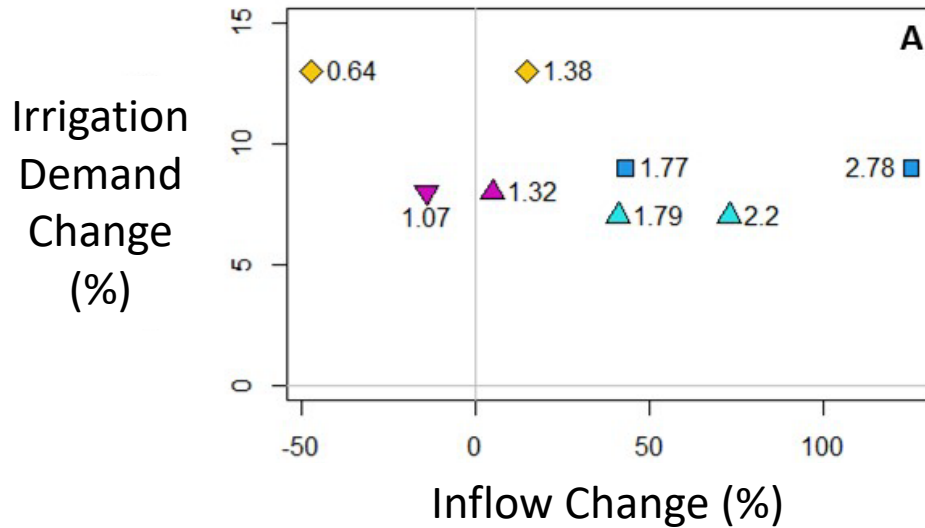
Climate Quadrants
Hot Wet
Warm Wet
Warm Dry
Hot Dry

Hydro Quadrants
 Δ Time \rightarrow
 Δ Vol. \rightarrow



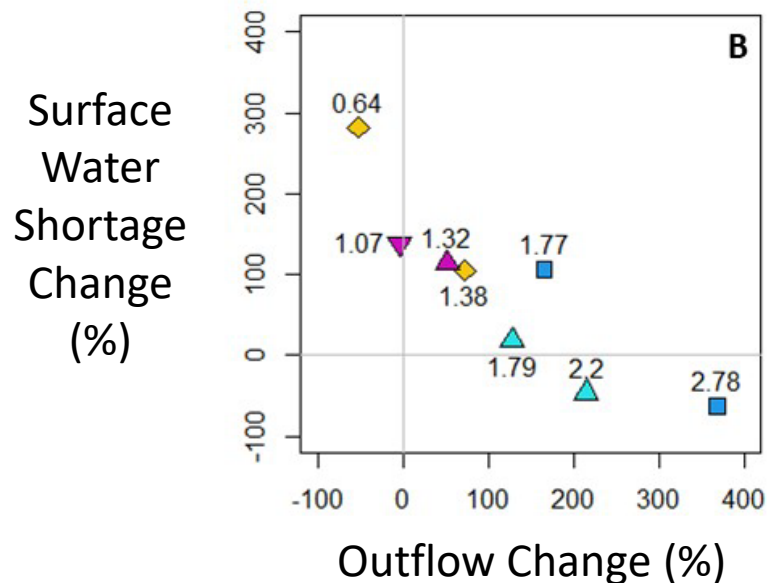
Uncertainty of Impacts

PROVISIONAL



Climate Quadrants
Hot Wet
Warm Wet
Warm Dry
Hot Dry

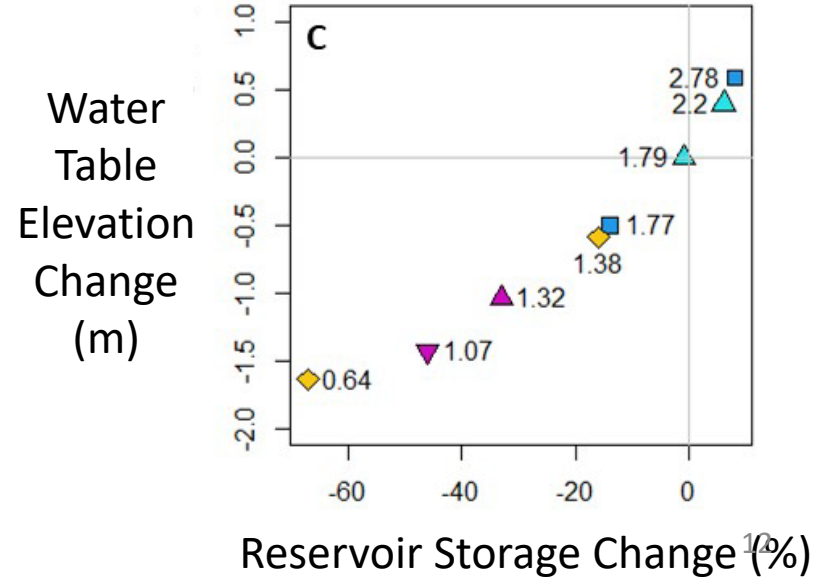
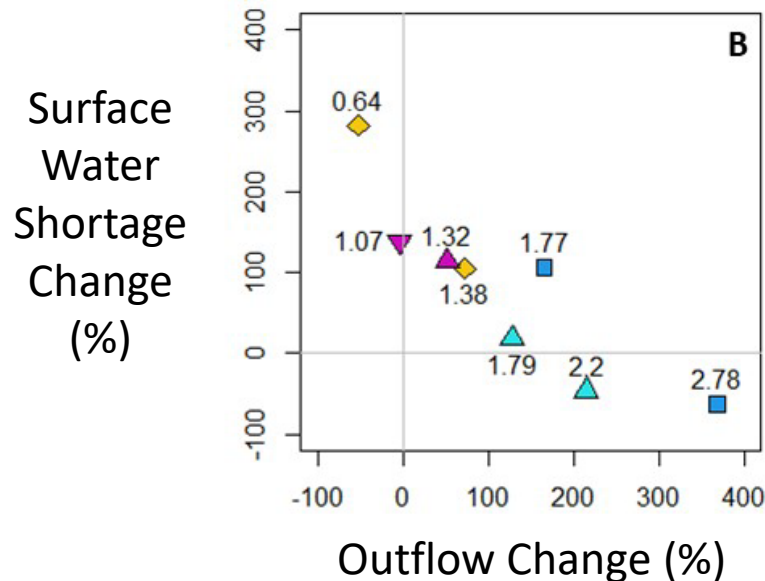
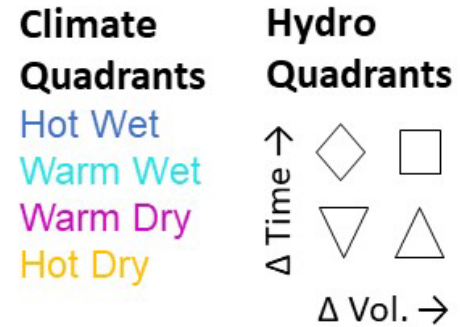
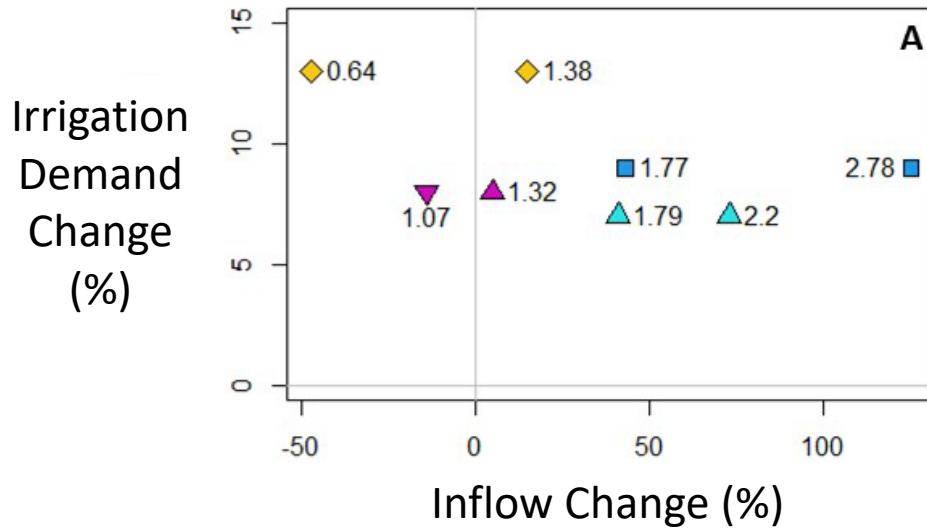
Hydro Quadrants
Δ Time ↑
Δ Time ↓
Δ Vol. →





Uncertainty of Impacts

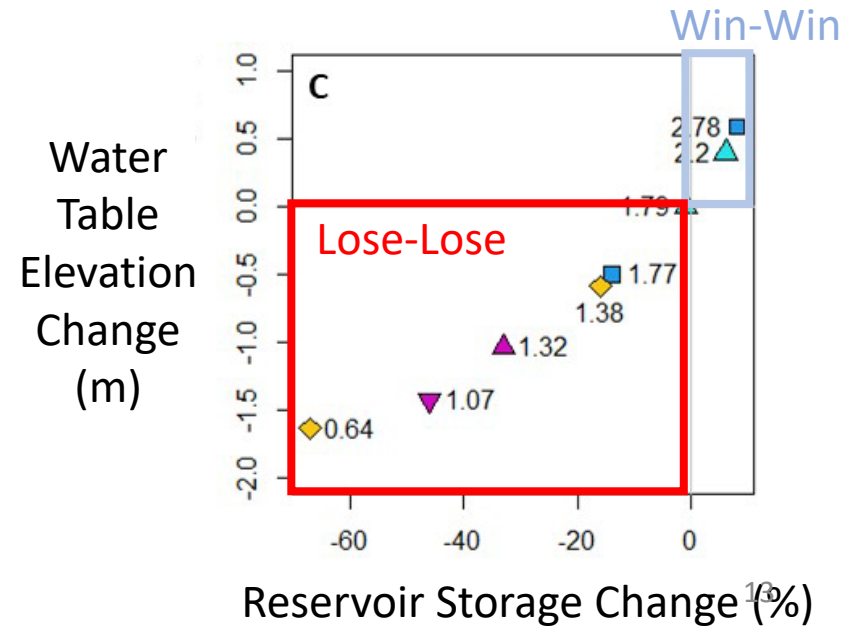
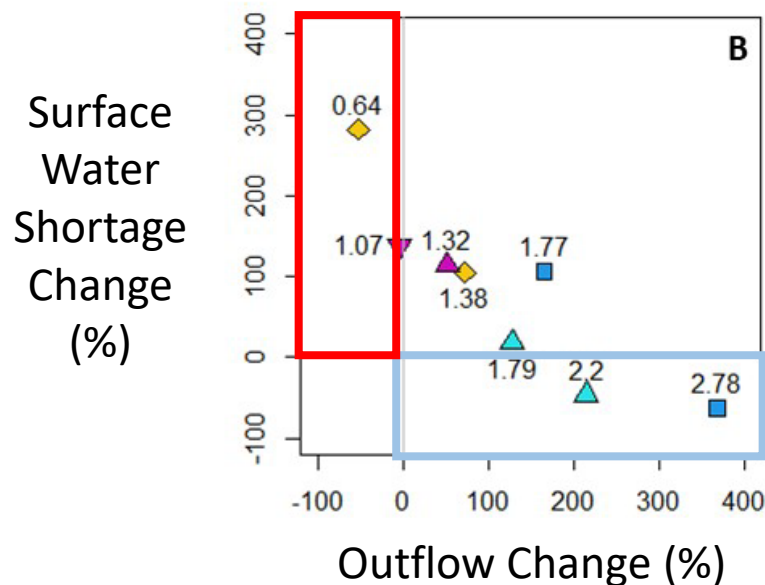

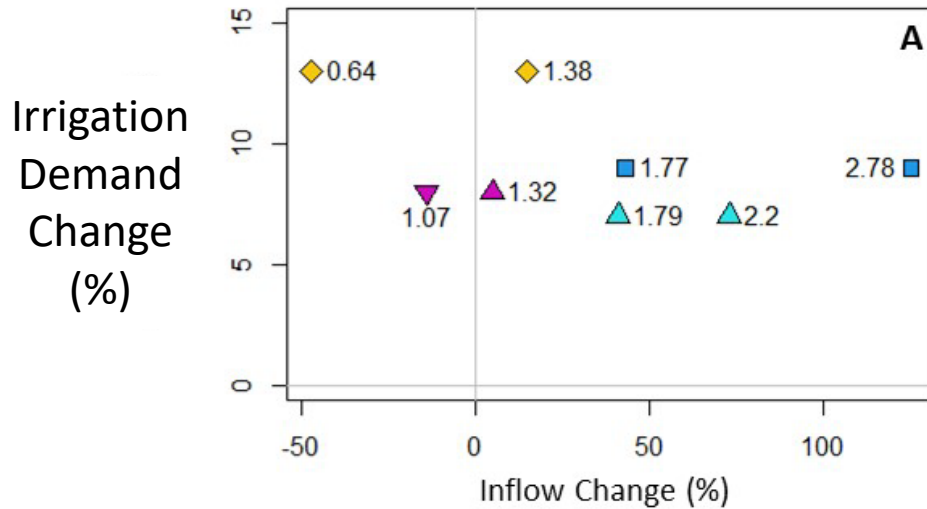
PROVISIONAL



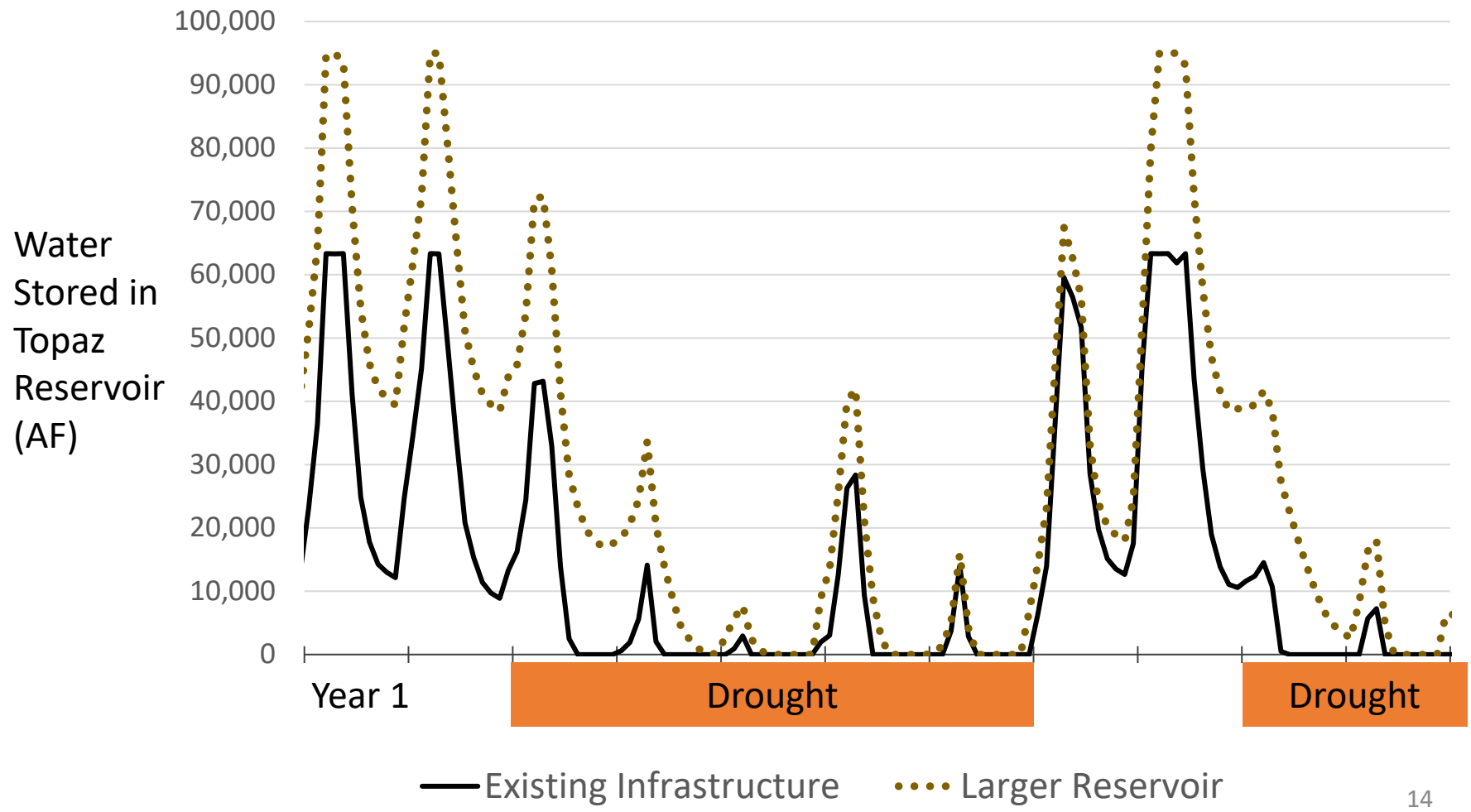


Uncertainty of Impacts

PROVISIONAL



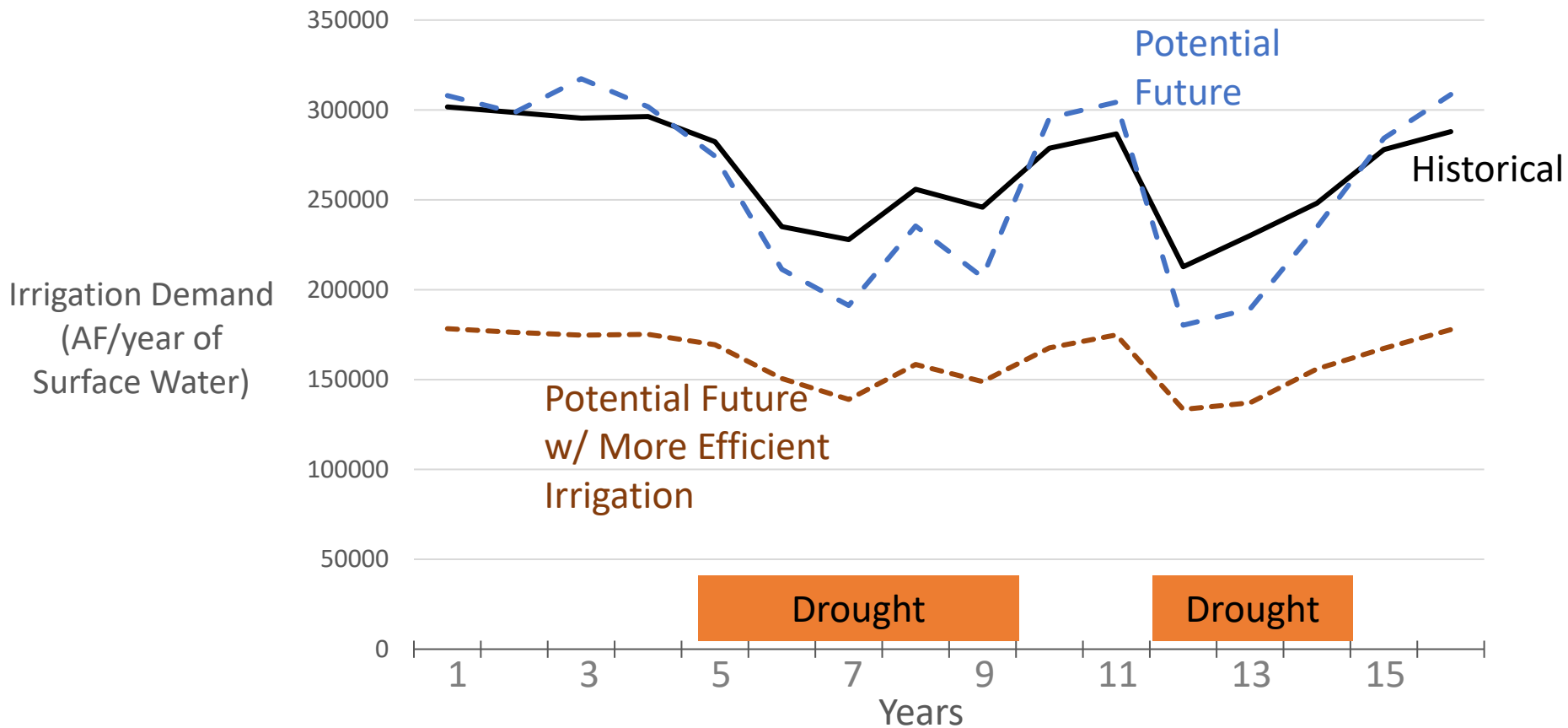
Storage Increases are Minimally Helpful in Hottest Driest Future





PROVISIONAL

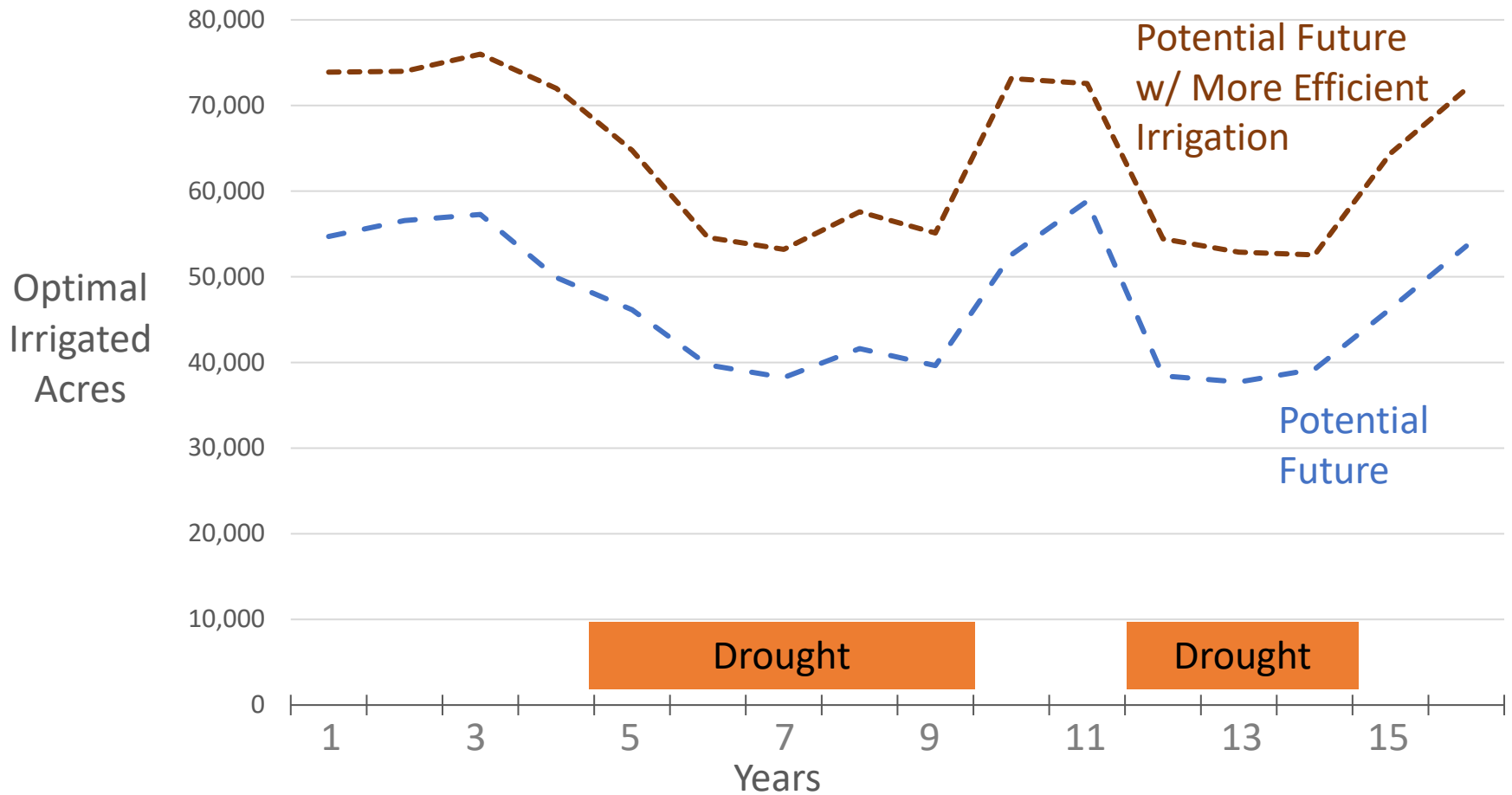
Irrigation Efficiency Reduces Demand Variability





PROVISIONAL

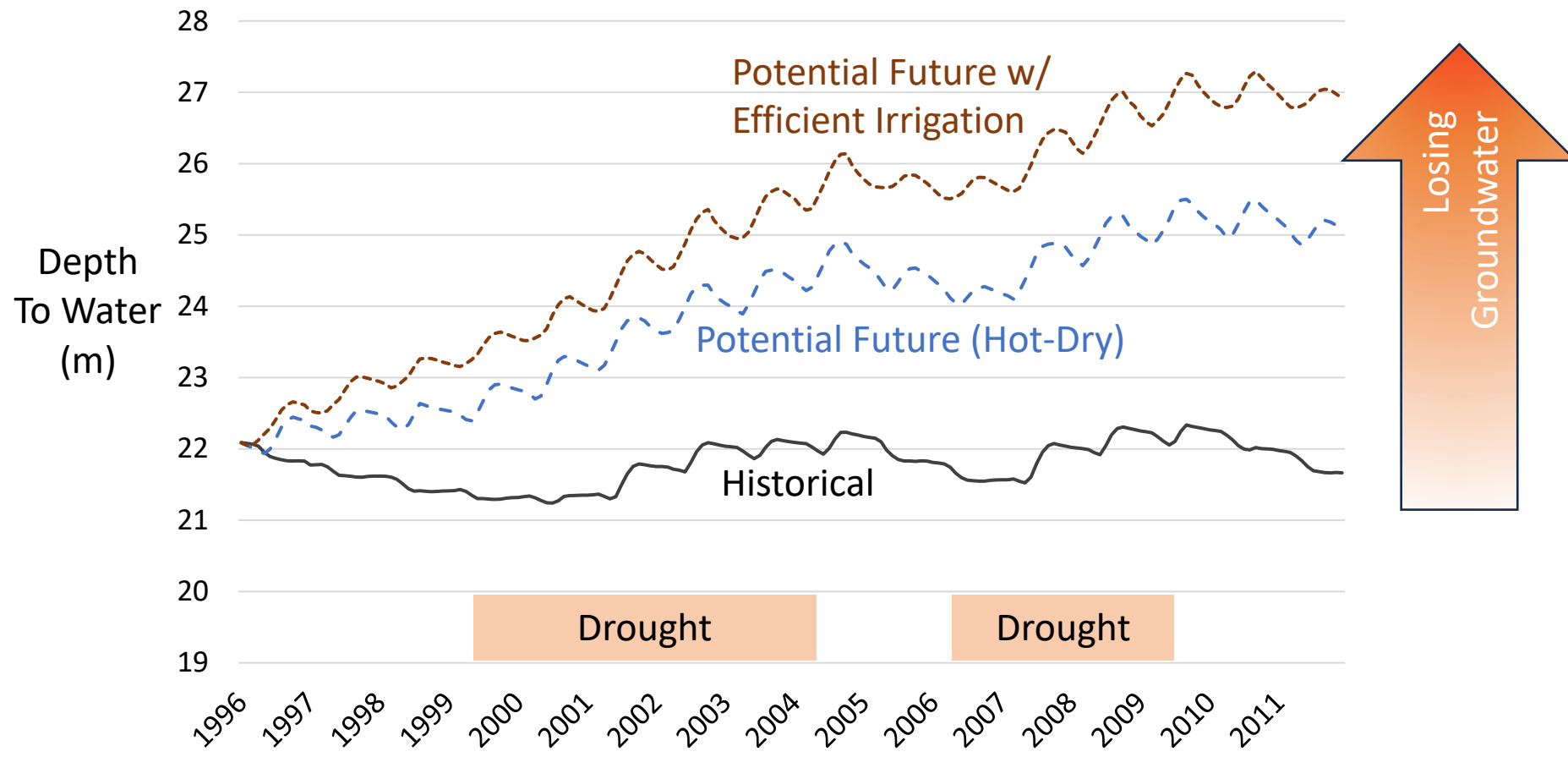
Irrigation Efficiency Increases Irrigated Acreage





PROVISIONAL

Unintended Consequences of Efficient Irrigation






Key findings from a recently published hydro-economic model of Walker Basin

PROVISIONAL

- Reduced snowpack storage expected to cause decline in irrigated farm acreage and agricultural output.
- Reservoir capacity expansion will likely be more valuable in the future (but only up to a point).




Photo by Roman Eugeniusz,
<https://commons.wikimedia.org/w/index.php?search=Topaz+Lake>



<https://doi.org/10.1016/j.jhydrol.2024.130781>

Journal of Hydrology


journal homepage: www.elsevier.com/locate/jhydrol



Research papers

Can reservoir and groundwater storage buffer the impacts of climate-induced declines in snowpack storage for agriculture and the environment? Insights from the Walker River Basin

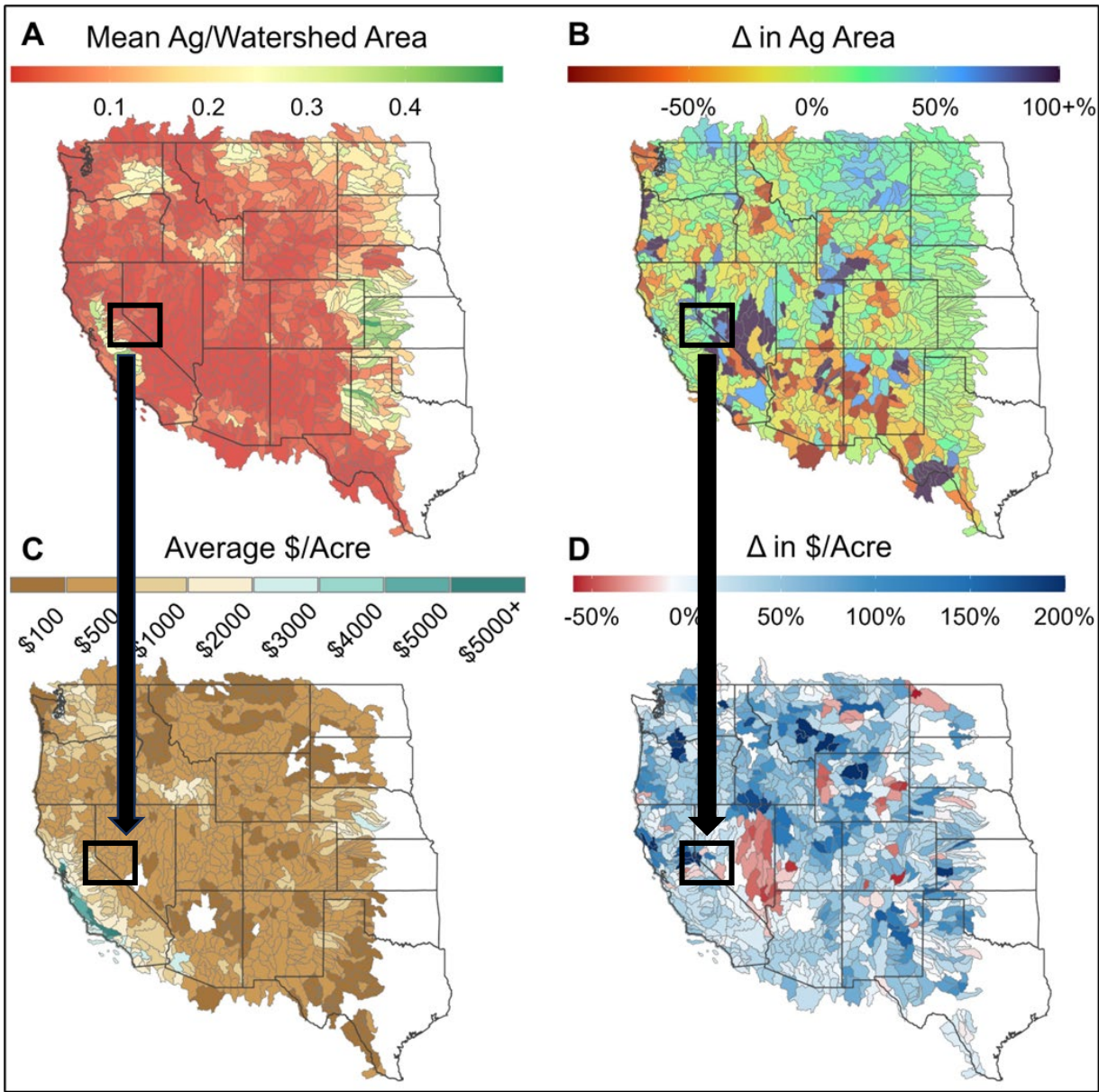
Bernard Baah-Kumi^{a,*}, Gabrielle F.S. Boisramé^b, Michael H. Taylor^c, Rosemary W.H. Carroll^d





WRB and the WUS

PROVISIONAL



Acknowledgements

- Thank you to the SNOWPACS team (www.snowpacs.com)
- This work was funded by Award #2018-69011-28369 From USDA/NIFA



EXTENSION
College of Agriculture,
Biotechnology & Natural Resources



National Institute of Food and Agriculture
U.S. DEPARTMENT OF AGRICULTURE

Questions?

Gabrielle.Boisrame@dri.edu

Feedback:

- What model scenarios are you most interested in?
- How should we present this information to be most useful?
- What are your big unanswered questions about future water uncertainty?



Walker River Irrigation District
Balance Sheet
As of 2/29/2024

PROVISIONAL

	<u>Current Year</u>
Assets	
Current Assets	
Cash & Cash Equivalents	
Cash in Checking	100,340.65
Cash in Money Market	685,162.58
Cash in CDs	<u>757,568.24</u>
Total Cash & Cash Equivalents	<u>1,543,071.47</u>
Total Current Assets	<u>1,543,071.47</u>
Total Assets	<u><u>1,543,071.47</u></u>

**Walker River Irrigation District
General Ledger Report-HYTE
GL Report- HYTE**

Date	Trans.	Journal	Reference	Balance
Accounts Payable				
Account: 101-1100-01 (General-Cash in Checking)				
02/01/2024				<i>Account Beginning Balance</i> \$20,719,011.91
02/07/2024	506-31	Accounts Payable	Ameritas Life Insura-Computer Check-100801	(\$681.10)
02/07/2024	506-45	Accounts Payable	Quill-Computer Check-100807	(\$264.08)
02/07/2024	506-49	Accounts Payable	Sierra Office Soluti-Computer Check-100808	(\$39.37)
02/13/2024	509-106	Accounts Payable	Alhambra-Bank Draft-300066	(\$75.61)
02/13/2024	509-112	Accounts Payable	City of Yerington-Computer Check-100812	(\$60.53)
02/13/2024	509-118	Accounts Payable	CSC-Computer Check-100814	(\$25.00)
02/13/2024	509-122	Accounts Payable	Giomi, Inc.-Computer Check-100815	(\$477.16)
02/13/2024	509-134	Accounts Payable	PERS Administrative -Computer Check-100820	(\$8,457.62)
02/13/2024	509-138	Accounts Payable	Pitney Bowes Global -Computer Check-100821	(\$35.00)
02/13/2024	509-140	Accounts Payable	Public Employees' Be-Computer Check-100822	(\$870.23)
02/13/2024	509-142	Accounts Payable	Raley's-Computer Check-100823	(\$159.20)
02/13/2024	509-150	Accounts Payable	Southwest Gas Corpor-Computer Check-100825	(\$546.16)
02/13/2024	509-154	Accounts Payable	Standard Insurance C-Computer Check-100826	(\$155.51)
02/13/2024	509-158	Accounts Payable	USBWC-Computer Check-100827	(\$42,268.74)
02/13/2024	509-162	Accounts Payable	Wells Fargo Card Ser-Computer Check-100829	(\$1,093.43)
02/13/2024	509-170	Accounts Payable	Woodburn & Wedge-Computer Check-100830	(\$20,899.57)
02/13/2024	509-176	Accounts Payable	Xerox Corporation-Computer Check-100831	(\$393.24)
02/28/2024	512-96	Accounts Payable	Lyon County Recorder-Computer Check-100837	(\$23.37)
02/28/2024	512-98	Accounts Payable	MBK Engineers-Computer Check-100838	(\$8,645.50)
02/28/2024	512-102	Accounts Payable	MF Barcellos-Computer Check-100839	(\$155.23)
02/28/2024	512-106	Accounts Payable	NV Energy-Computer Check-100840	(\$235.35)
02/28/2024	512-112	Accounts Payable	Pitney Bowes Global -Computer Check-100841	(\$10.91)
02/28/2024	512-118	Accounts Payable	Standard Insurance C-Computer Check-100843	(\$301.02)
02/28/2024	512-126	Accounts Payable	USBWC-Computer Check-100846	(\$19,948.64)
02/28/2024	512-134	Accounts Payable	Wells Fargo Card Ser-Computer Check-100848	(\$1,262.50)
02/28/2024	512-140	Accounts Payable	Woodburn & Wedge-Computer Check-100850	(\$28,224.35)
02/28/2024	512-146	Accounts Payable	Xerox Financial Serv-Computer Check-100851	(\$60.44)
				<i>Account Subtotals</i> (\$135,363.86)
				<i>Account Net Change</i> (\$135,363.86)
				<i>Account Ending Balance</i> <u>\$20,583,648.05</u>
02/29/2024				
02/29/2024				
Account: 102-1100-01 (Reservoir Fund-Cash in Checking)				
02/01/2024				<i>Account Beginning Balance</i> (\$6,014,305.90)
02/13/2024	509-172	Accounts Payable	Woodburn & Wedge-Computer Check-100830	(\$3,932.50)
02/28/2024	512-110	Accounts Payable	NV Energy-Computer Check-100840	(\$38.77)
02/28/2024	512-136	Accounts Payable	Wells Fargo Card Ser-Computer Check-100848	(\$690.10)
02/28/2024	512-142	Accounts Payable	Woodburn & Wedge-Computer Check-100850	(\$162.50)
				<i>Account Subtotals</i> (\$4,823.87)
				<i>Account Net Change</i> (\$4,823.87)
				<i>Account Ending Balance</i> <u>(\$6,019,129.77)</u>
02/29/2024				
02/29/2024				
Account: 104-1100-01 (Local #2-Cash in Checking)				
02/01/2024				<i>Account Beginning Balance</i> (\$299,161.18)
02/13/2024	509-168	Accounts Payable	Woodburn & Wedge-Computer Check-100830	(\$1,138.13)
				<i>Account Subtotals</i> (\$1,138.13)
				<i>Account Net Change</i> (\$1,138.13)
				<i>Account Ending Balance</i> <u>(\$300,299.31)</u>
02/29/2024				
02/29/2024				
Account: 107-1100-01 (Equipment-Cash in Checking)				
02/01/2024				<i>Account Beginning Balance</i> (\$4,061,350.63)
02/07/2024	506-33	Accounts Payable	Ameritas Life Insura-Computer Check-100801	(\$405.60)
02/13/2024	509-108	Accounts Payable	Alhambra-Bank Draft-300066	(\$37.80)
02/13/2024	509-110	Accounts Payable	Allied Sanitation an-Computer Check-100811	(\$125.00)
02/13/2024	509-114	Accounts Payable	City of Yerington-Computer Check-100812	(\$30.27)
02/13/2024	509-116	Accounts Payable	CMC TIRE INC SPO-Computer Check-100813	(\$1,089.43)
02/13/2024	509-124	Accounts Payable	Grainger-Computer Check-100816	(\$66.98)
02/13/2024	509-128	Accounts Payable	JASON MILLIGAN-Computer Check-100817	(\$1,640.00)
02/13/2024	509-130	Accounts Payable	O'Reilly Automotive,-Computer Check-100818	(\$271.59)
02/13/2024	509-136	Accounts Payable	PERS Administrative -Computer Check-100820	(\$4,097.84)

PROVISIONAL

02/13/2024	509-144	Accounts Payable	Raley's-Computer Check-100823	(\$79.60)
02/13/2024	509-148	Accounts Payable	SCOTT ROBINSON-Computer Check-100824	(\$1,640.00)
02/13/2024	509-152	Accounts Payable	Southwest Gas Corpor-Computer Check-100825	(\$273.08)
02/13/2024	509-156	Accounts Payable	Standard Insurance C-Computer Check-100826	(\$169.83)
02/13/2024	509-166	Accounts Payable	Wells Fargo Card Ser-Computer Check-100829	(\$2,062.58)
02/28/2024	512-86	Accounts Payable	JASON MILLIGAN-Computer Check-100834	(\$480.00)
02/28/2024	512-90	Accounts Payable	Jim Menesini Petrole-Computer Check-100835	(\$237.29)
02/28/2024	512-94	Accounts Payable	John Deere Credit-Computer Check-100836	(\$41.38)
02/28/2024	512-108	Accounts Payable	NV Energy-Computer Check-100840	(\$103.45)
02/28/2024	512-114	Accounts Payable	SCOTT ROBINSON-Computer Check-100842	(\$480.00)
02/28/2024	512-120	Accounts Payable	Standard Insurance C-Computer Check-100843	(\$339.66)
02/28/2024	512-130	Accounts Payable	Wells Fargo Card Ser-Computer Check-100848	(\$1,395.68)

<i>Account Subtotals</i>	(\$15,067.06)
<i>Account Net Change</i>	<u>(\$15,067.06)</u>
<i>Account Ending Balance</i>	<u><u>(\$4,076,417.69)</u></u>

02/29/2024				
02/29/2024				
Account:	301-1100-03 (301- Grants-Cash in Checking)			
02/01/2024				<i>Account Beginning Balance</i> (\$3,185,640.24)

02/07/2024	506-35	Accounts Payable	Associated Concrete -Computer Check-100802	(\$2,775.30)
02/07/2024	506-37	Accounts Payable	Codale Electric Supp-Computer Check-100803	(\$1,029.34)
02/07/2024	506-39	Accounts Payable	Ferguson Enterprises-Computer Check-100804	(\$8,582.83)
02/07/2024	506-41	Accounts Payable	Pape' Machinery Exch-Computer Check-100805	(\$17,136.00)
02/07/2024	506-43	Accounts Payable	PDM Steel Service Ce-Computer Check-100806	(\$4,770.00)
02/07/2024	506-47	Accounts Payable	Quill-Computer Check-100807	(\$391.92)
02/07/2024	506-51	Accounts Payable	Truckee Tahoe Lumber-Computer Check-100809	(\$568.88)
02/13/2024	509-120	Accounts Payable	Giomi, Inc.-Computer Check-100815	(\$1,525.07)
02/13/2024	509-126	Accounts Payable	JASON MILLIGAN-Computer Check-100817	(\$440.00)
02/13/2024	509-132	Accounts Payable	PDM Steel Service Ce-Computer Check-100819	(\$2,989.96)
02/13/2024	509-146	Accounts Payable	SCOTT ROBINSON-Computer Check-100824	(\$440.00)
02/13/2024	509-160	Accounts Payable	Wedco Inc.-Computer Check-100828	(\$299.90)
02/13/2024	509-164	Accounts Payable	Wells Fargo Card Ser-Computer Check-100829	(\$840.04)
02/13/2024	509-174	Accounts Payable	Woodburn & Wedge-Computer Check-100830	(\$617.50)
02/28/2024	512-82	Accounts Payable	Associated Concrete -Computer Check-100832	(\$2,392.50)
02/28/2024	512-84	Accounts Payable	Ferguson Enterprises-Computer Check-100833	(\$8,600.00)
02/28/2024	512-88	Accounts Payable	JASON MILLIGAN-Computer Check-100834	(\$1,440.00)
02/28/2024	512-92	Accounts Payable	Jim Menesini Petrole-Computer Check-100835	(\$157.80)
02/28/2024	512-100	Accounts Payable	MBK Engineers-Computer Check-100838	(\$1,918.50)
02/28/2024	512-104	Accounts Payable	MF Barcellos-Computer Check-100839	(\$1,619.15)
02/28/2024	512-116	Accounts Payable	SCOTT ROBINSON-Computer Check-100842	(\$1,440.00)
02/28/2024	512-122	Accounts Payable	Sunbelt Rentals-Computer Check-100844	(\$16,300.00)
02/28/2024	512-124	Accounts Payable	Truckee Tahoe Lumber-Computer Check-100845	(\$1,641.00)
02/28/2024	512-128	Accounts Payable	Wedco Inc.-Computer Check-100847	(\$218.48)
02/28/2024	512-132	Accounts Payable	Wells Fargo Card Ser-Computer Check-100848	(\$6,738.26)
02/28/2024	512-138	Accounts Payable	White Cap Constructi-Computer Check-100849	(\$1,150.83)
02/28/2024	512-144	Accounts Payable	Woodburn & Wedge-Computer Check-100850	(\$8,677.50)

<i>Account Subtotals</i>	(\$94,700.76)
<i>Account Net Change</i>	<u>(\$94,700.76)</u>
<i>Account Ending Balance</i>	<u><u>(\$3,280,341.00)</u></u>

02/29/2024				
02/29/2024				

Accounts Receivable
Account: 101-1200-01 (General-Cash in Money Market)

02/01/2024				<i>Account Beginning Balance</i> (\$20,562,229.12)
02/12/2024	502-15	Accounts Receivable	Deposit 225 - Summarized Accounts Receivable Payment	\$27,342.42
				<i>Account Subtotals</i> \$27,342.42
				<i>Account Net Change</i> \$27,342.42
				<i>Account Ending Balance</i> <u><u>(\$20,534,886.70)</u></u>

Account: 102-1200-01 (Reservoir Fund-Cash in Money Market)

02/01/2024				<i>Account Beginning Balance</i> \$6,911,776.76
02/12/2024	502-16	Accounts Receivable	Deposit 225 - Summarized Accounts Receivable Payment	\$2,993.18
				<i>Account Subtotals</i> \$2,993.18
				<i>Account Net Change</i> \$2,993.18
				<i>Account Ending Balance</i> <u><u>\$6,914,769.94</u></u>

Account: 106-1200-01 (Local #4-Cash in Money Market)

02/01/2024				<i>Account Beginning Balance</i> \$1,281,535.26
02/12/2024	502-17	Accounts Receivable	Deposit 225 - Summarized Accounts Receivable Payment	\$2,635.46
02/27/2024	508-2	Accounts Receivable	Deposit 227 - Summarized Accounts Receivable Payment	\$2,677.82
				<i>Account Subtotals</i> \$5,313.28
				<i>Account Net Change</i> <u><u>\$5,313.28</u></u>

02/29/2024				
------------	--	--	--	--

PROVISIONAL

Account: 107-1200-01 (Equipment-Cash in Money Market)

02/01/2024					<i>Account Beginning Balance</i>	\$4,154,362.35
02/13/2024	507-4	Cash Receipts	REVERSE-US FOREST SERVICE-221-213			(\$2,889.34)
02/27/2024	511-4	Cash Receipts	Deposit 228 - Summarized Cash Receipts Receipt			<u>\$26,146.84</u>
02/29/2024					<i>Account Subtotals</i>	\$23,257.50
02/29/2024					<i>Account Net Change</i>	<u>\$23,257.50</u>
					<i>Account Ending Balance</i>	<u><u>\$4,177,619.85</u></u>

Account: 108-1200-01 (High Ditch-Cash in Money Market)

02/01/2024					<i>Account Beginning Balance</i>	\$174,892.93
02/27/2024	511-24	Cash Receipts	Deposit 228 - Summarized Cash Receipts Receipt			<u>\$1,456.48</u>
02/29/2024					<i>Account Subtotals</i>	\$1,456.48
02/29/2024					<i>Account Net Change</i>	<u>\$1,456.48</u>
					<i>Account Ending Balance</i>	<u><u>\$176,349.41</u></u>

Journal Entry

Account: 101-1100-01 (General-Cash in Checking)

02/01/2024					<i>Account Beginning Balance</i>	\$20,719,011.91
02/05/2024	497-4	Journal Entry	To reclassify petty cash coding			<u>\$183.35</u>
02/29/2024					<i>Account Subtotals</i>	\$183.35
02/29/2024					<i>Account Net Change</i>	<u>\$183.35</u>
					<i>Account Ending Balance</i>	<u><u>\$20,719,195.26</u></u>

Account: 106-1100-01 (Local #4-Cash in Checking)

02/01/2024					<i>Account Beginning Balance</i>	(\$1,318,298.04)
02/05/2024	497-6	Journal Entry	To reclassify petty cash coding			<u>(\$100.00)</u>
02/29/2024					<i>Account Subtotals</i>	(\$100.00)
02/29/2024					<i>Account Net Change</i>	<u>(\$100.00)</u>
					<i>Account Ending Balance</i>	<u><u>(\$1,318,398.04)</u></u>

Account: 107-1100-01 (Equipment-Cash in Checking)

02/01/2024					<i>Account Beginning Balance</i>	(\$4,061,350.63)
02/05/2024	497-5	Journal Entry	To reclassify petty cash coding			<u>(\$83.35)</u>
02/29/2024					<i>Account Subtotals</i>	(\$83.35)
02/29/2024					<i>Account Net Change</i>	<u>(\$83.35)</u>
					<i>Account Ending Balance</i>	<u><u>(\$4,061,433.98)</u></u>

Cash & Cash Equivalent Balances for last 5+ years

	2020	2021	2022	2023	2024
January	\$ 2,698,995.65	\$ 1,595,797.77	\$ 1,808,499.63	\$ 1,811,994.37	\$ 1,600,418.18
February	\$ 2,653,618.99	\$ 1,649,432.95	\$ 1,805,941.91	\$ 1,788,963.88	\$ 1,502,996.47
March	\$ 2,608,927.11	\$ 1,486,551.79	\$ 1,858,591.28	\$ 1,686,319.00	\$ 1,543,071.47
April	\$ 2,430,849.36	\$ 1,542,452.33	\$ 1,820,778.95	\$ 1,474,971.15	
May	\$ 2,347,656.69	\$ 1,668,053.83	\$ 1,670,141.12	\$ 1,626,377.74	
June	\$ 2,073,214.01	\$ 1,572,457.67	\$ 1,800,294.94	\$ 1,507,711.59	
July	\$ 1,915,363.18	\$ 1,449,159.71	\$ 1,563,023.36	\$ 1,471,224.14	
August	\$ 1,762,583.28	\$ 1,604,588.00	\$ 1,588,179.79	\$ 1,326,483.43	
September	\$ 1,734,127.72	\$ 1,523,514.42	\$ 1,421,835.88	\$ 1,196,776.31	
October	\$ 2,127,177.07	\$ 1,843,319.85	\$ 1,201,135.61	\$ 1,322,963.56	
November	\$ 1,835,973.02	\$ 1,603,494.30	\$ 1,858,446.11	\$ 1,776,139.04	
December	\$ 1,758,426.30	\$ 1,731,358.16	\$ 1,740,894.64	\$ 1,805,839.10	

**Walker River Irrigation District
February 2024 Bills & Payroll**

Payee	Check No.	Trans. Date	Amount	Billed To
Ameritas Life Insurance Corp	100801	02/07/2024	\$ 1,086.70	
Associated Concrete Pumping Material Belting	100802	02/07/2024	\$ 2,775.30	NFWF- Colony
Codale Electric Supply	100803	02/07/2024	\$ 1,029.34	NFWF- Colony
Ferguson Enterprises, Inc. 1423	100804	02/07/2024	\$ 8,582.83	NFWF- Colony
Pape' Machinery Exchange	100805	02/07/2024	\$ 17,136.00	NFWF- Colony
PDM Steel Service Centers, Inc.	100806	02/07/2024	\$ 4,770.00	NFWF- Colony
Quill	100807	02/07/2024	\$ 656.00	
Sierra Office Solutions	100808	02/07/2024	\$ 39.37	
Truckee Tahoe Lumber Co.	100809	02/07/2024	\$ 568.88	NFWF- Colony
Alhambra	300066	02/13/2024	\$ 113.41	
Allied Sanitation and Septic Services	100811	02/13/2024	\$ 125.00	
City of Yerington	100812	02/13/2024	\$ 90.80	
CMC TIRE INC SPO	100813	02/13/2024	\$ 1,089.43	
CSC	100814	02/13/2024	\$ 25.00	
Giomi, Inc.	100815	02/13/2024	\$ 2,002.23	Partially billed to NFWF
Grainger	100816	02/13/2024	\$ 66.98	
JASON MILLIGAN	100817	02/13/2024	\$ 2,080.00	Partially billed to NFWF
O'Reilly Automotive, Inc.	100818	02/13/2024	\$ 271.59	
PDM Steel Service Centers, Inc.	100819	02/13/2024	\$ 2,989.96	NFWF- Colony
PERS Administrative Fund	100820	02/13/2024	\$ 12,555.46	
Pitney Bowes Global Financial Services LLC	100821	02/13/2024	\$ 35.00	
Public Employees' Benefits Program	100822	02/13/2024	\$ 870.23	
Raley's	100823	02/13/2024	\$ 238.80	
SCOTT ROBINSON	100824	02/13/2024	\$ 2,080.00	Partially billed to NFWF
Southwest Gas Corporation	100825	02/13/2024	\$ 819.24	
Standard Insurance Company	100826	02/13/2024	\$ 320.34	
USBWC	100827	02/13/2024	\$ 42,268.74	
Wedco Inc.	100828	02/13/2024	\$ 299.90	NFWF- Colony
Wells Fargo Card Services Payment Remittance C	100829	02/13/2024	\$ 3,996.05	Partially billed to NFWF
Woodburn & Wedge	100830	02/13/2024	\$ 26,587.70	Partially billed to NFWF
Xerox Corporation	100831	02/13/2024	\$ 393.24	
Associated Concrete Pumping Material Belting	100832	02/28/2024	\$ 2,392.50	NFWF- Colony
Ferguson Enterprises, Inc. 1423	100833	02/28/2024	\$ 8,600.00	NFWF- Colony
JASON MILLIGAN	100834	02/28/2024	\$ 1,920.00	Partially billed to NFWF
Jim Menesini Petroleum	100835	02/28/2024	\$ 395.09	
John Deere Credit	100836	02/28/2024	\$ 41.38	
Lyon County Recorder	100837	02/28/2024	\$ 23.37	
MBK Engineers	100838	02/28/2024	\$ 10,564.00	Partially billed to NFWF
MF Barcellos	100839	02/28/2024	\$ 1,774.38	Partially billed to NFWF
NV Energy	100840	02/28/2024	\$ 377.57	
Pitney Bowes Global Financial Services LLC	100841	02/28/2024	\$ 10.91	
SCOTT ROBINSON	100842	02/28/2024	\$ 1,920.00	Partially billed to NFWF

PROVISIONAL

Standard Insurance Company	100843	02/28/2024	\$	640.68	
Sunbelt Rentals	100844	02/28/2024	\$	16,300.00	NFWF- Colony
Truckee Tahoe Lumber Co.	100845	02/28/2024	\$	1,641.00	NFWF- Colony
USBWC	100846	02/28/2024	\$	19,948.64	
Wedco Inc.	100847	02/28/2024	\$	218.48	
Wells Fargo Card Services Payment Remittance C	100848	02/28/2024	\$	10,086.54	Partially billed to NWF
White Cap Construction Supply	100849	02/28/2024	\$	1,150.83	NFWF- Colony
Woodburn & Wedge	100850	02/28/2024	\$	37,064.35	Partially billed to NWF
Xerox Financial Services	100851	02/28/2024	\$	60.44	
Payroll		2/29/2024	\$	35,924.77	
EFTPS		2/29/2024	\$	6,115.27	
Total Bills & Payroll			\$	293,133.72	

Wells Fargo Breakdown

Statement 1/23/2024

\$	155.04	Pizza Hut- office christmas party	
\$	(6.20)	Pizza Hut- rebate	
\$	298.81	Lowes- Power drill	Billed to NFWF
\$	88.65	Amazon.com- Tool belt	
\$	222.50	Spaeth Technologies	Partially billed to NFWF
\$	441.23	Home Depot- brad nailer	Billed to NFWF
\$	19.99	Amazon.com- office calendar	
\$	162.50	Microsoft Monthly Fee	
\$	790.02	Cashman- edge replacement	
\$	19.99	Adobe Monthly Subscription	
\$	31.57	Amazon.com- hitch lock	
\$	1,152.34	The Lock People- districtwide locks	
\$	39.00	Wells Fargo- Fee	
\$	580.61	Wells Fargo- Fee	
\$	3,996.05		

Wells Fargo Breakdown

Statement 2/21/2024

\$	107.78	Amazon.com- grease gun batteries	
\$	59.51	Home Depot- hole saw	
\$	690.10	Stevens Water- Staff Gauges	
\$	152.89	Amazon.com- angle grinder	
\$	5,390.00	Penhall Co- concrete removal	Billed to NFWF
\$	54.65	Death Valley Nut & Candy- Fuel NWRA	
\$	222.50	Spaeth Technology- Monthly Fee	Partially Billed to NFWF
\$	38.08	Shell Oil- Fuel NWRA	
\$	39.91	Giggle Springs- Fuel NWRA	
\$	385.48	Tuscany Las Vegas- Hotel NWRA	
\$	87.60	Amazon.com- post-it tabs	
\$	58.32	Amazon.com- SCADA supplies	Billed to NFWF
\$	241.94	Amazon.com- grease gun kit	
\$	303.16	Amazon.com- SCADA supplies	Billed to NFWF
\$	27.99	Amazon.com- boot scrubber	
\$	45.00	Dinis- staff meeting	
\$	179.55	Tops Products- 1099/96 filing fee	Billed to NFWF
\$	164.37	Amazon.com- SCADA supplies	Billed to NFWF
\$	162.50	Microsoft.com- monthly fee	
\$	28.91	Amazon.com- SCADA supplies	Billed to NFWF
\$	244.63	JW Welding- wire	Billed to NFWF
\$	44.73	Amazon.com- SCADA supplies	Billed to NFWF
\$	(33.41)	Amazon.com- return refund	
\$	833.56	Amazon.com- laser level	
\$	258.00	Amazon.com- SCADA supplies	Billed to NFWF
\$	19.99	Adobe- monthly fee	
\$	39.00	Wells Fargo- fee	
\$	239.80	Wells Fargo- fee	
\$	10,086.54		

Legal Expenses for last 5 years- in CALENDAR years

	2019	2020	2021	2022	2023	2024
January	\$ 49,366.91	\$ 27,519.50	\$ 91,978.75	\$ 34,932.50	\$ 43,202.00	\$ 26,587.70
February	\$ 26,816.90	\$ 35,946.10	\$ 112,658.30	\$ 36,874.47	\$ 45,161.42	\$ 37,064.35
March	\$ 20,238.22	\$ 42,378.90	\$ 71,055.00	\$ 30,682.50	\$ 35,960.00	
April	\$ 33,802.35	\$ 38,281.75	\$ 32,827.47	\$ 38,681.77	\$ 47,092.50	
May	\$ 39,307.41	\$ 40,495.00	\$ 37,405.59	\$ 50,775.59	\$ 41,392.99	
June	\$ 32,246.10	\$ 32,134.50	\$ 42,480.00	\$ 66,923.19	\$ 32,289.00	
July	\$ 28,084.90	\$ 21,077.00	\$ 44,915.50	\$ 61,670.23	\$ 28,783.66	
August	\$ 34,060.00	\$ 47,057.48	\$ 50,448.05	\$ 44,790.00	\$ 26,272.50	
September	\$ 33,322.09	\$ 76,114.03	\$ 34,686.50	\$ 115,820.93	\$ 35,202.50	
October	\$ 25,099.20	\$ 63,705.68	\$ 52,842.50	\$ 50,673.00	\$ 30,507.50	
November	\$ 33,135.00	\$ 67,668.00	\$ 68,478.93	\$ 60,790.08	\$ 15,267.55	
December	\$ 33,203.10	\$ 62,750.40	\$ 19,994.53	\$ 47,589.00	\$ 29,640.00	
	\$ 388,682.18	\$ 555,128.34	\$ 659,771.12	\$ 640,203.26	\$ 410,771.62	\$ 63,652.05

Legal Expenses for last 5 years- in FISCAL years

	2019/20	2020/21	2021/22	2022-23	2023-24
July	\$ 34,060.00	\$ 47,057.48	\$ 50,448.05	\$ 44,790.00	\$ 26,272.50
August	\$ 33,322.09	\$ 76,114.03	\$ 34,686.50	\$ 115,820.93	\$ 35,202.50
September	\$ 25,099.20	\$ 63,705.68	\$ 52,842.50	\$ 50,673.00	\$ 30,507.50
October	\$ 33,135.00	\$ 67,668.00	\$ 68,478.93	\$ 60,790.08	\$ 15,267.55
November	\$ 33,203.10	\$ 62,750.40	\$ 19,994.53	\$ 47,589.00	\$ 29,640.00
December	\$ 27,519.50	\$ 91,978.75	\$ 34,932.50	\$ 43,202.00	\$ 26,587.70
January	\$ 35,946.10	\$ 112,658.30	\$ 36,874.47	\$ 45,161.42	\$ 37,064.35
February	\$ 42,378.90	\$ 71,055.00	\$ 30,682.50	\$ 35,960.00	
March	\$ 38,281.75	\$ 32,827.47	\$ 38,681.77	\$ 47,092.50	
April	\$ 40,495.00	\$ 37,405.59	\$ 50,775.59	\$ 41,392.99	
May	\$ 32,134.50	\$ 42,480.00	\$ 66,923.19	\$ 32,289.00	
June	\$ 21,077.00	\$ 44,915.50	\$ 61,670.23	\$ 28,783.66	
	\$ 396,652.14	\$ 750,616.20	\$ 546,990.76	\$ 593,544.58	\$ 200,542.10

	Bridgeport Reservoir	Topaz Reservoir
Current Pool AF	40530	55160
% Currently Stored	96%	92%
Max Capacity AF	42355	60000
Remaining Pool Space AF	1825	4840
Current Elevation Feet	6459.34	5003.11
Max Elevation Feet	6459.94	5005.00
Remaining Elevation Space Feet	0.60	1.89

Virginia Creek	13
-----------------------	-----------

Green Creek	17.9
--------------------	-------------

Robinson Creek	20.7
-----------------------	-------------

Buckeye Creek	24
----------------------	-----------

Bridgeport Outlet	49
--------------------------	-----------

Strosnider	85.3
-------------------	-------------

East Walker NR Mason	86.8
-----------------------------	-------------

W Walker BLW L Walker	80.3
------------------------------	-------------

W Walker NR Coleville	103
------------------------------	------------

Topaz Inlet	151
--------------------	------------

Topaz Outlet	8.98
---------------------	-------------

Hoye	58.4
-------------	-------------

Hudson	63.2
---------------	-------------

Mason	179
--------------	------------

Weir	127
-------------	------------

Mason Valley WMA RR xing	143
---------------------------------	------------

Wabuska	170
----------------	------------

PROVISIONAL

EAST ALLOCATION

2024

Bridgeport	Acre Base	Current	Additional Storage	Total	Evaporation	Min. Pool	Transportation	Available
	32647.18	40530	0	40530	7876.38	2000	9196.086	21457.534

*As of March 7, 2024
With 30% Transportation.

	Elevation	Daily Evaporation	Pan Evaporation
March	6458.00	18.56	464
April	6457.00	20.43	612.9
May	6456.00	29	899
June	6455.00	38.36	1150.8
July	6454.00	49.86	1545.66
August	6453.00	49.66	1539.46
September	6452.00	34.86	1045.8
October	6451.00	19.96	618.76
Total			7876.38

Allocation Total
66%

Allocation Recommendation
Between 66% - 70%

PROVISIONAL

WEST ALLOCATION

2024

Topaz	Acre Base	Current	Additional Storage	Total	Evaporation	Min. Pool	Transportation	Available
	48954.24	55160	0	55160	7373.74	3500	13285.88	31000.38

*As of March 7, 2024
With 30% Transportation.

	Elevation	Daily Evaporation	Pan Evaporation
March	5002.00	15.32	383
April	5001.00	17.38	521.4
May	5000.00	25.46	789.26
June	4999.00	34.8	1044
July	4998.00	46.79	1450.49
August	4997.00	48.12	1491.72
September	4996.00	35	1050
October	4995.00	20.77	643.87
Total			7373.74

Allocation Total
63%

Allocation Recommendation
Between 63% - 70%

PROVISIONAL